



UNIVERSIDAD
COMPLUTENSE
MADRID

Mendeley avanzado

Biblioteca de Enfermería, Fisioterapia y Podología
Universidad Complutense de Madrid




Mendeley



¿Por qué Mendeley? Algunos motivos

- Gratuito (pero con gran soporte detrás)
- Multiplataforma (Windows / Mac / Linux)
- Versión Web / escritorio
- App Android / iOS
- Altmetrics
- Acuerdo institucional: Capacidad de almacenamiento (100 gb)
- Recuperación Google Académico (My publications)
- Uso intuitivo / diseño moderno
- Características red social / empleo / datos de investigación



<https://www.mendeley.com>



Free Edition

Personal storage

2 GB

Shared library

100 MB

Collaborators

Up to 25

Private groups

Up to 5



Institutional

Personal storage

100 GB

Shared library

100 GB

Collaborators

Up to 100

Private groups

Unlimited

Perfil en Mendeley

Perfil en Mendeley

- Completaremos nuestro perfil (en inglés) con los datos más relevantes.
- Podemos enlazar nuestros perfiles de otras redes e identificadores de autor o vincularlos e importar nuestra información y referencias.

The screenshot shows the Mendeley profile page for Oliver Martin Martin. The profile is partially updated, with a progress bar at 3 of 4. The 'Update profile' section includes: ✓ Photo added, ✓ Research interests added, ✓ Institution, and + Publications. The 'Editorships' section is also visible. A dialog box titled 'Connect your ORCID and Mendeley profiles' is overlaid on the page, asking for authorization to connect the profiles. The dialog offers two options: 'Connect only' (linking profiles) and 'Connect and import profile information' (importing works, biography, keywords, Scopus data, and employment/education history). The 'Connect and import profile information' option is selected. The dialog includes 'Cancel' and 'Connect' buttons.

Oliver Martin Martin

Library and Information Science

Librarian

Complutense University of Madrid

4 Followers | 7 Following

Update profile 3 of 4

Editorships + Add

Connect your ORCID and Mendeley profiles

You will now be directed to ORCID to authorize the connection of your profiles.

Connect only
Link to your ORCID profile from your Mendeley profile and vice versa.

Connect and import profile information
Import your works, biography, keywords, Scopus data, employment and education history from ORCID.

Cancel Connect

Enlazar/Vincular otros perfiles

ORCID Connecting Research and Researchers

FOR RESEARCHERS FOR ORGANIZATIONS ABOUT HELP SIGN OUT

MY ORCID RECORD INBOX ACCOUNT SETTINGS DEVELOPER TOOLS LEARN MORE

4,597,632 ORCID iDs and counting. See more...

Biography

Oliver Martin-Martin

ORCID ID
https://orcid.org/0000-0001-6...
View public version

Display your ID on other s...
Public record print view
Get a QR Code for your ID

Also known as
Martin,O

Country
Spain

Keywords
Librarian, Information Science

BiblioMadSalud: Madrid, Madrid, Spain
2017-06-01 to present | Member of the Executive Committee

Websites
Mendeley profile
LinkedIn

Website

https://www.mendeley.com/profiles/oliver-martin-martin/

Cancel Save

Home Questions Jobs

Oliver Martin Martín
Add your degree

Inicio Mi red Empleos Mensajes Notificaciones Yo Productos Prueba Premium gratis

Oliver Martín Martín
Bibliotecario de la Universidad Complutense de Madrid / Comité ejecutivo BiblioMadSalud
Enfermería, Fisioterapia y Podología. Universidad Complutense de Madrid. • Madrid, Madrid, España • 101

Documentalista con experiencia en campos tan diversos como el fondo impreso, medios audiovisuales, o tecnológico. He trabajado en proyectos de formación virtu...

Mostrar más

Estelar

añadir sección

¿Quieres tener interacciones de ventas más inteligentes?

Información de contacto

URL del perfil
linkedin.com/in/olivermartinmartin

URL del sitio web
https://www.mendeley.com/profiles/oliver-martin-martin/ Profesional Eliminar sitio web

Añadir sitio web

Teléfono Casa

Dirección

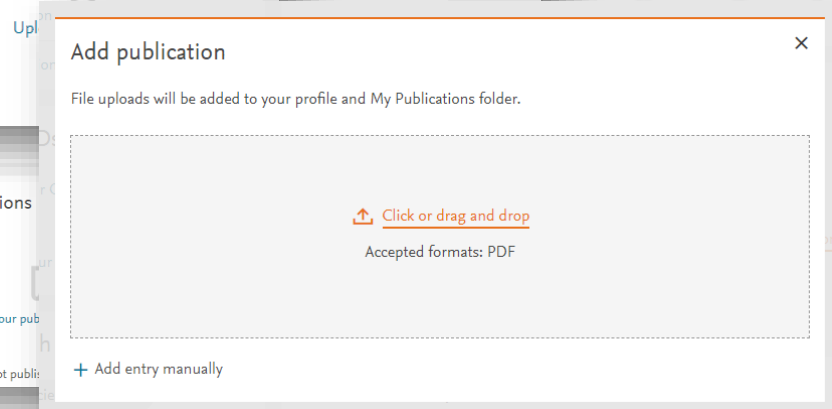
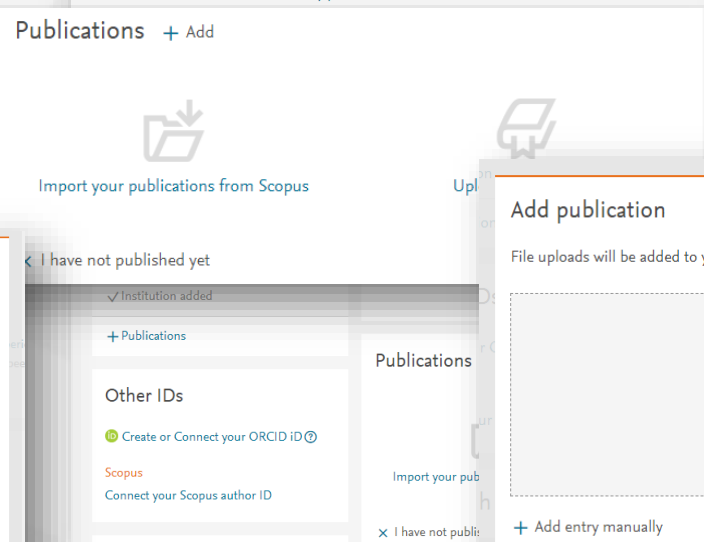
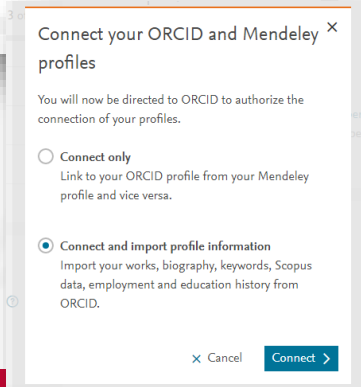
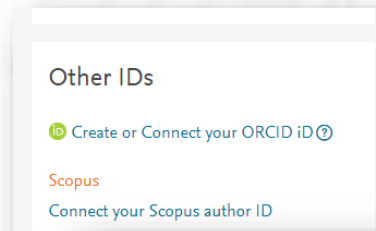
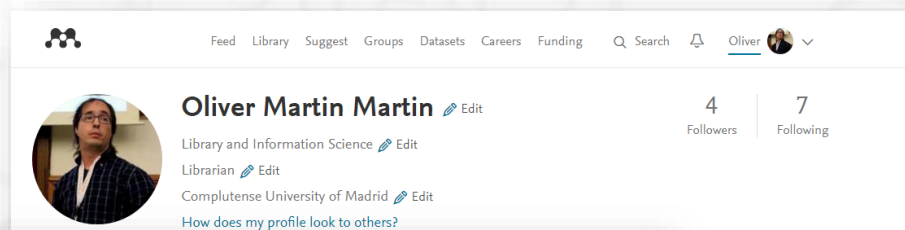
sitio web
mendeley.com/profiles/oliver-martin-martin/ (Sitio web de la empresa)

Tu perfil
linkedin.com/in/olivermartinmartin

sitio web
mendeley.com/profiles/oliver-martin-martin/ (Sitio web de la empresa)

Añadir nuestras publicaciones

- Vinculación con ORCID y Scopus ID
- Arrastrar PDF
- Entrada manual



Añadir nuestras publicaciones

- Versión web (Library) > My publications

The screenshot displays the Mendeley Library web interface. At the top, there is a navigation bar with tabs for Feed, Library (selected), Suggest, Groups, Datasets, Careers, and Funding. A search bar labeled 'Library search' and a user profile for 'Oliver' are also visible. The main content area shows the 'My Publications' section with a welcome message: 'Welcome to Mendeley Library, a place to organise, read and annotate your journal articles and other documents.' Below this is a blue button labeled '+ Upload your publications'. A large dashed circle contains the text 'or drop them here' and an icon of a document being dragged, with a blue arrow pointing to it. A confirmation dialog box is overlaid on the page, containing the text 'I confirm that I am the author of these documents' and 'Cancel' and 'Ok' buttons. On the right side, a 'Details' panel for a 'Journal Article' is visible, showing the title 'CAP VIII U. COMPLUTENSE OLIVER MARTIN 101-114' and a file named 'CAP_VIII_U_COMPLUTENSE_OLIVE...' with a size of 764.06 KB. A sidebar on the left shows a list of folders under 'MY LIBRARY', including 'All Documents', 'Favorites', 'My Publications', and various subject-specific folders like 'BYPass', 'Diseño', 'Doctorado', etc.

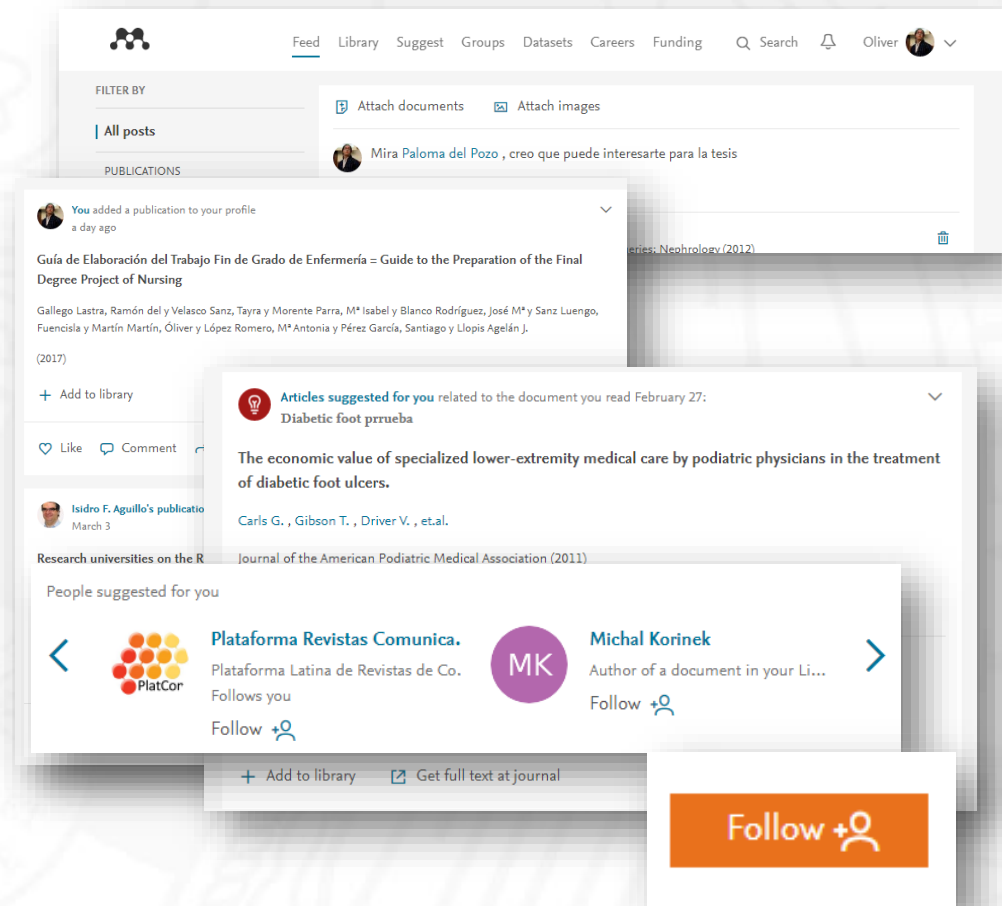
Añadir nuestras publicaciones

- Versión escritorio > My publications

The image shows a screenshot of the Mendeley Desktop application. The main window displays a list of publications in the 'My Publications' folder. The selected publication is: 1. Martín Martín O. LA UNIDAD DE CONTENIDOS DIGITALES DE LA UNIVERSIDAD COMPLUTENSE DE MADRID Y SU APLICACIÓN EN EL DESARROLLO DE ACTIVIDADES FORMATIVAS EN LÍNEA. In: REALIDADES Y PERSPECTIVAS DE LA ENSEÑANZA VIRTUAL. 2016. The right-hand pane shows the details for this publication, including the title, authors (O. Martín Martín), and a note that the details need reviewing. Below the screenshot, a blue arrow points upwards from a PDF icon to the 'My Publications' folder in the software interface, indicating the process of adding a new publication.

Crear comunidad

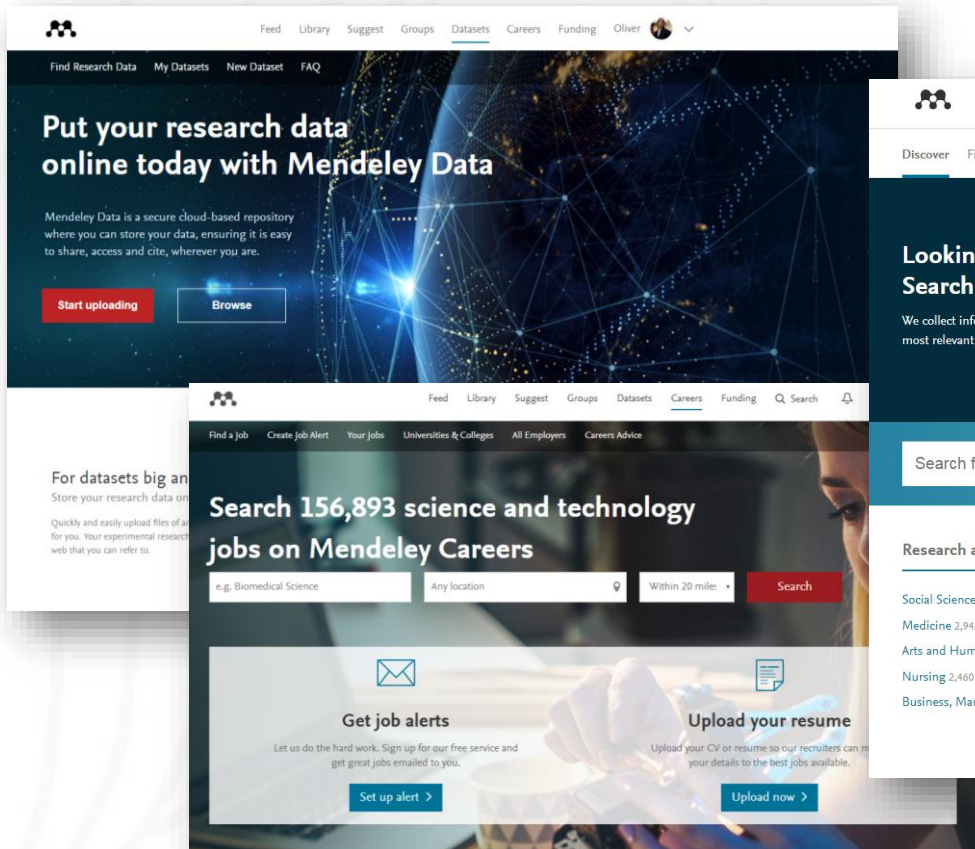
- Componente de red social.
- Podemos publicar post etiquetando a personas (@), adjuntando algún documento de nuestra biblioteca...
- Nos muestra interacciones y sugerencias (Feed).
- Podemos buscar personas.



The screenshot displays a research community interface with the following elements:

- Navigation:** Feed, Library, Suggest, Groups, Datasets, Careers, Funding, Search, and a user profile icon (Oliver).
- Filtering:** A 'FILTER BY' section with a dropdown menu set to 'All posts' and options to 'Attach documents' and 'Attach images'.
- Post:** A post by 'Mira Paloma del Pozo' with the text 'creo que puede interesarte para la tesis'. Below it is a publication titled 'Guía de Elaboración del Trabajo Fin de Grado de Enfermería = Guide to the Preparation of the Final Degree Project of Nursing' by Gallego Lastra, Ramón del y Velasco Sanz, Tayra y Morente Parra, Mª Isabel and Blanco Rodríguez, José Mª y Sanz Luengo, Fuencisla y Martín Martín, Óliver y López Romero, Mª Antonia y Pérez García, Santiago y Llopis Agelán J. (2017). It includes an 'Add to library' button and 'Like' and 'Comment' options.
- Article Suggestion:** A section titled 'Articles suggested for you related to the document you read February 27: Diabetic foot prrueba'. It features an article titled 'The economic value of specialized lower-extremity medical care by podiatric physicians in the treatment of diabetic foot ulcers' by Carls G., Gibson T., Driver V., et al. from the 'Journal of the American Podiatric Medical Association (2011)'. It also has an 'Add to library' button and a link to 'Get full text at journal'.
- User Suggestions:** A section 'People suggested for you' showing two profiles: 'Plataforma Revistas Comunica.' (PlatCor) and 'Michal Korinek' (MK), both with 'Follow' buttons.
- Bottom Bar:** A prominent orange 'Follow' button with a user icon.

Otras funcionalidades



Feed Library Suggest Groups Datasets Careers Funding Oliver

Find Research Data My Datasets New Dataset FAQ

Put your research data online today with Mendeley Data

Mendeley Data is a secure cloud-based repository where you can store your data, ensuring it is easy to share, access and cite, wherever you are.

[Start uploading](#) [Browse](#)

For datasets big and small, store your research data online. Quickly and easily upload files of any size for you. Your experimental research is now on a web that you can refer to.

Find a Job Create Job Alert Your Jobs Universities & Colleges All Employers Careers Advice

Search 156,893 science and technology jobs on Mendeley Careers

e.g. Biomedical Science Any location Within 20 miles [Search](#)

Get job alerts

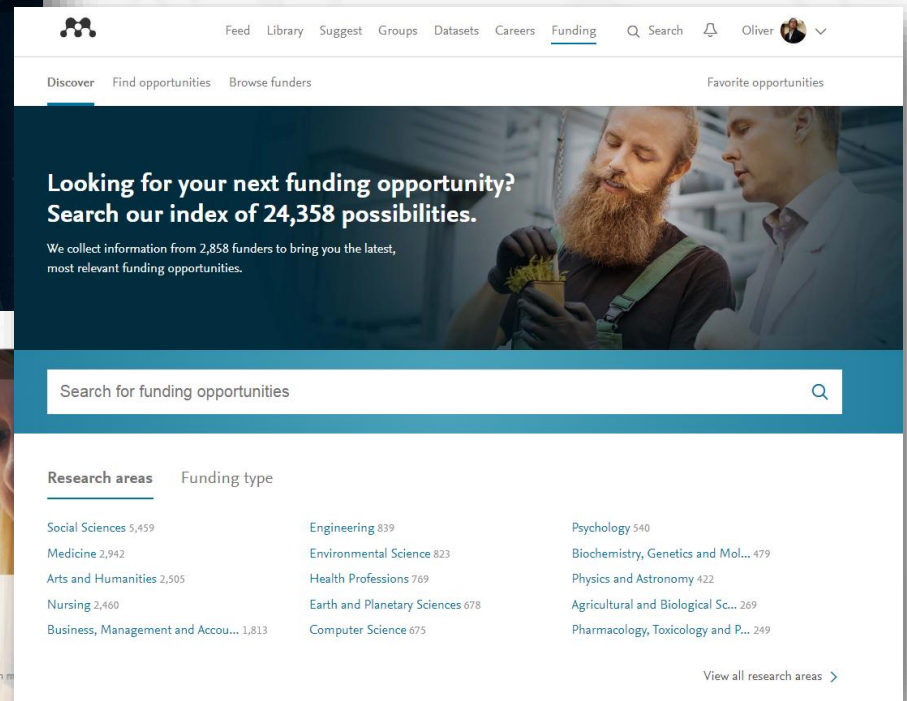
Let us do the hard work. Sign up for our free service and get great jobs emailed to you.

[Set up alert >](#)

Upload your resume

Upload your CV or resume so our recruiters can match your details to the best jobs available.

[Upload now >](#)



Feed Library Suggest Groups Datasets Careers Funding Search Oliver

Discover Find opportunities Browse funders Favorite opportunities

Looking for your next funding opportunity? Search our index of 24,358 possibilities.

We collect information from 2,858 funders to bring you the latest, most relevant funding opportunities.

Search for funding opportunities

Research areas

- Social Sciences 5,459
- Medicine 2,942
- Arts and Humanities 2,505
- Nursing 2,460
- Business, Management and Account... 1,813

Funding type

- Engineering 839
- Environmental Science 823
- Health Professions 769
- Earth and Planetary Sciences 678
- Computer Science 675

- Psychology 540
- Biochemistry, Genetics and Mol... 479
- Physics and Astronomy 422
- Agricultural and Biological Sc... 269
- Pharmacology, Toxicology and P... 249

[View all research areas >](#)

Buscar y revisar
duplicados

Check for duplicates

4 sets of duplicates found in 'All Documents'

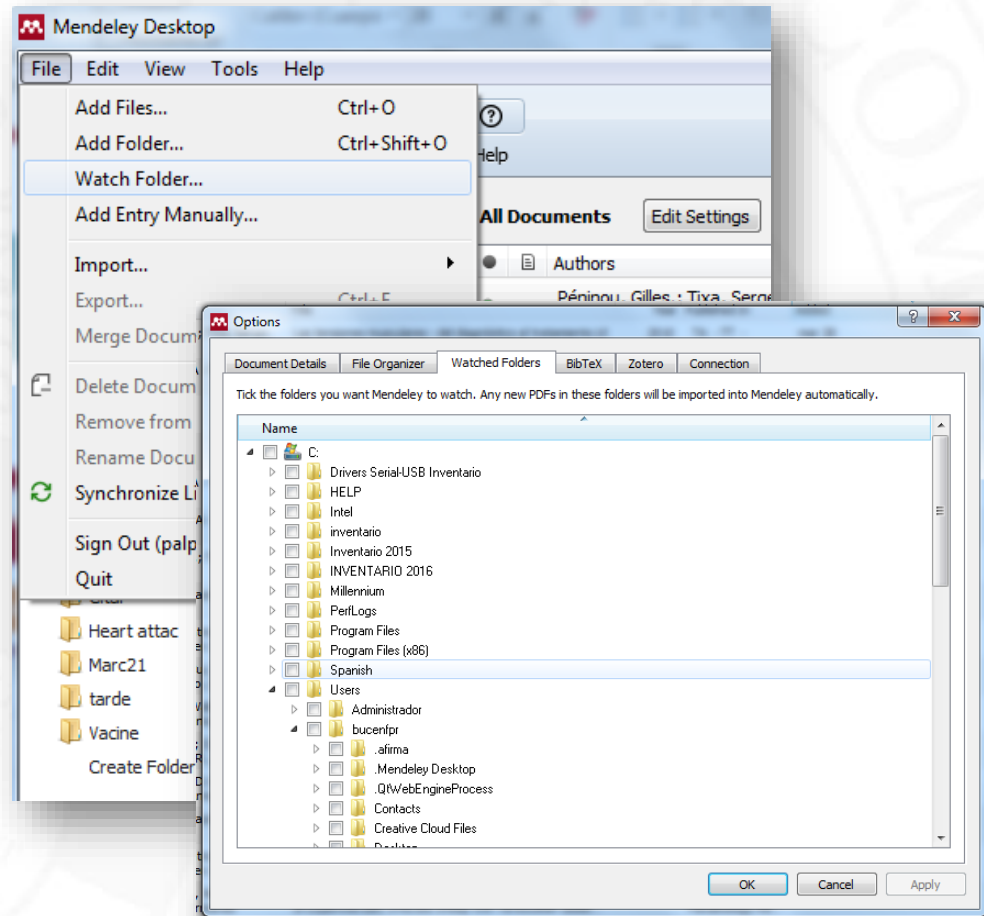
The screenshot displays the Mendeley Desktop interface. A yellow notification bar at the top states "4 sets of duplicates found in 'All Documents'". Below this, a list of documents is shown with columns for Authors, Title, and Confidence. The document "An overview of nosocomial infections, including the role of the microbiology laboratory" by Emori, T. G.; Gaynes, R. P. is highlighted. A "Tools" menu is open, showing the "Check for Duplicates" option. A "Confirm Merge" dialog box is overlaid on the interface, indicating "No conflicting fields" and allowing the user to merge the two duplicates. The details panel on the right shows the selected document's metadata, including authors, journal, year, volume, issue, and pages.

- Desde *Tools* > *Check for duplicates* podemos buscar las referencias de nuestra biblioteca que el gestor considera duplicadas, y fusionarlas (*Merge*) o indicar que no son duplicadas.

Organizar los PDF

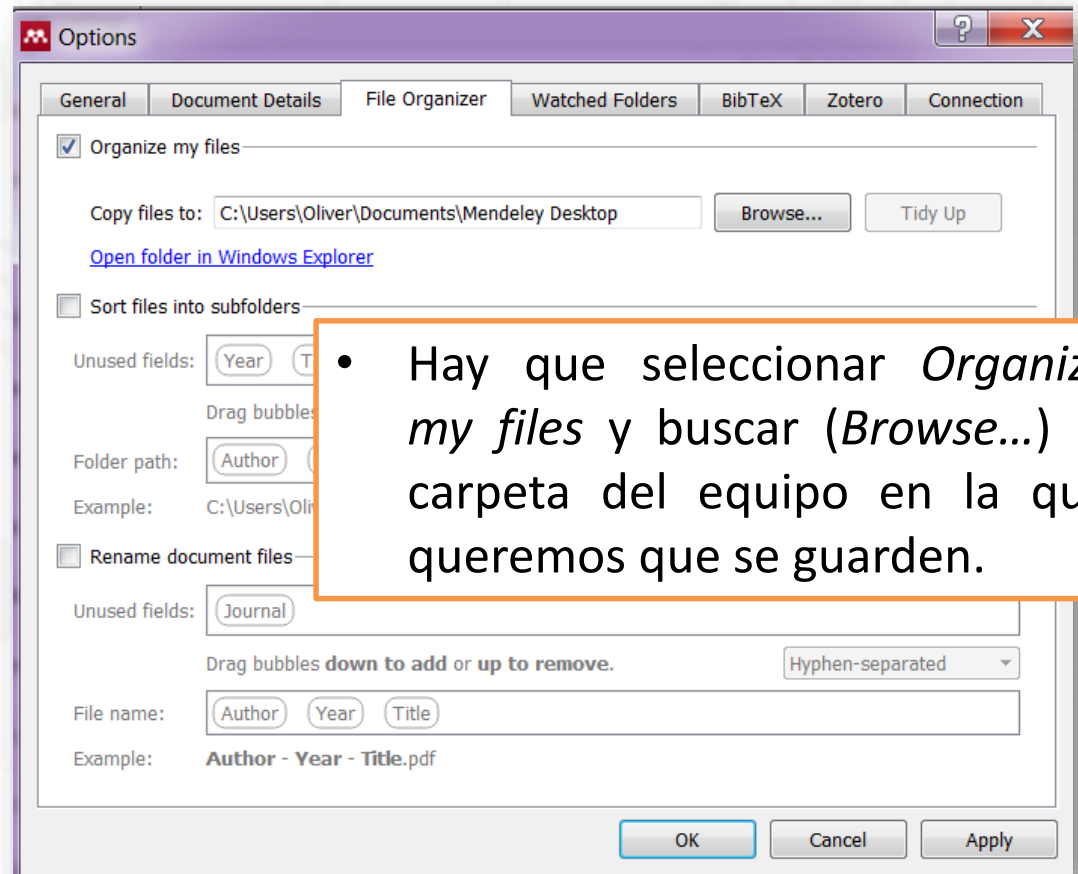
Introducir referencias automáticamente desde una carpeta del equipo

- Desde *File* > *Watch folder* (o desde *Tools* > *Options* > *Watched folders*) podemos indicar al gestor que queremos que nos revise la carpeta automáticamente.
- Cuando añadamos un nuevo PDF a la carpeta, Mendeley buscará los metadatos y nos añadirá la referencia.

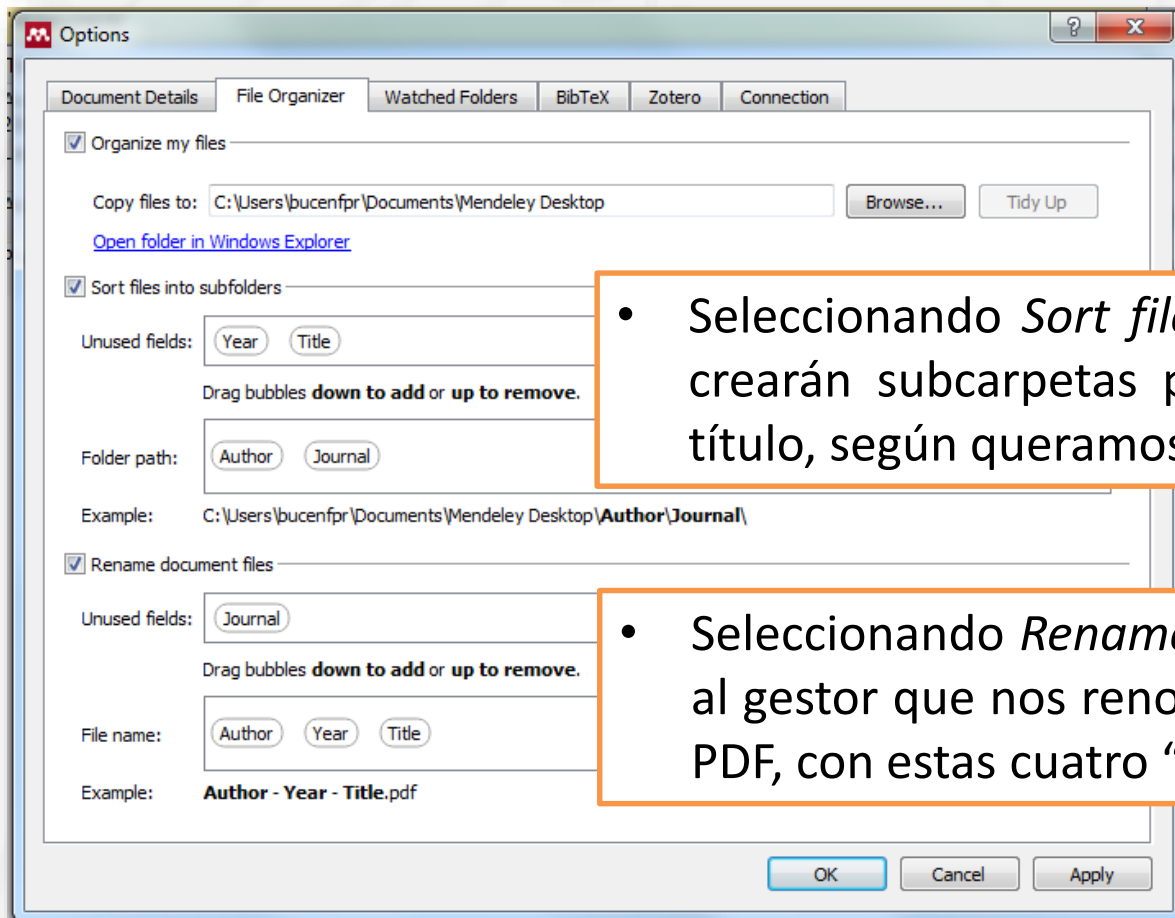


Organizar automáticamente PDFs

- Desde la opción *Tools > Options > File organizer* podemos indicar dónde y cómo queremos que nos almacene dentro de nuestro equipo los ficheros pdf asociados a las referencias.



Organizar automáticamente PDFs

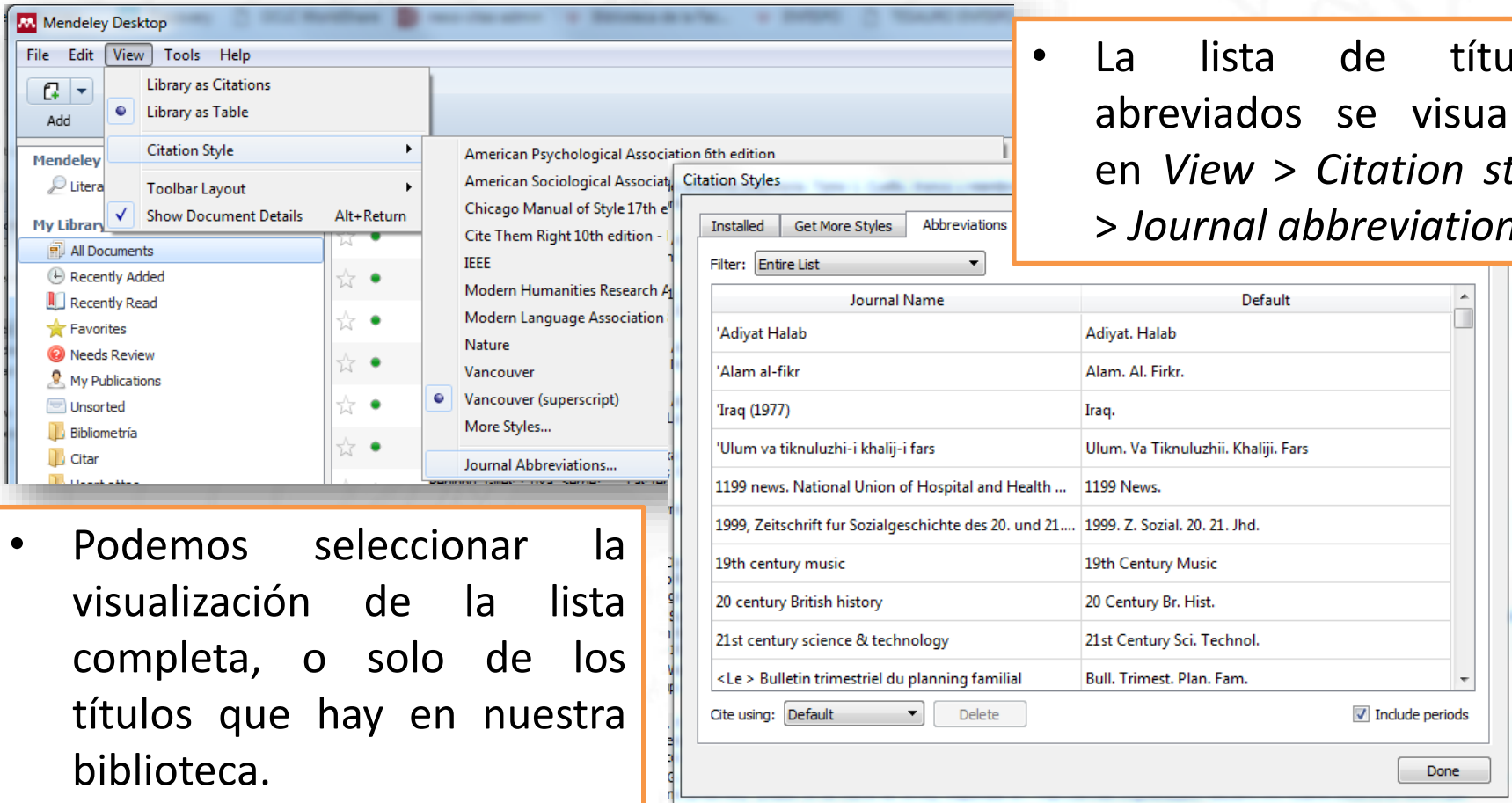


- Seleccionando *Sort files into subfolders* se nos crearán subcarpetas por autor, revista, año o título, según queramos.

- Seleccionando *Rename document files* le diremos al gestor que nos renombre automáticamente los PDF, con estas cuatro “etiquetas”.

Títulos abreviados de revistas

Cambiar un título abreviado

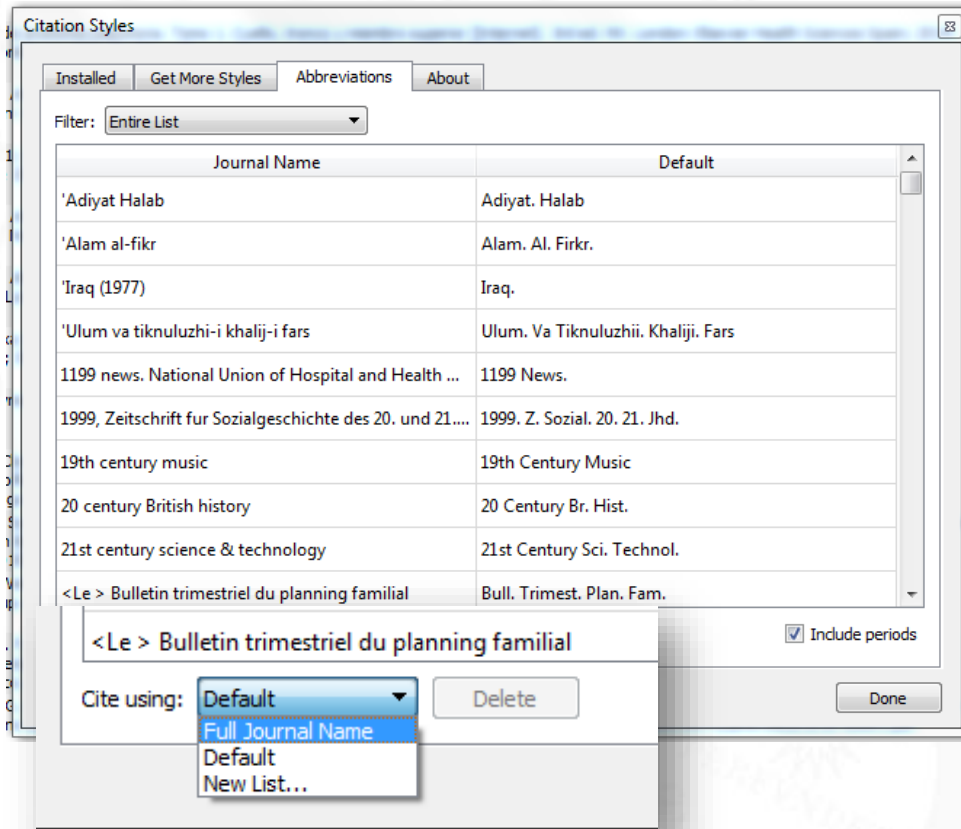


The screenshot shows the Mendeley Desktop interface. The 'View' menu is open, showing options like 'Library as Citations', 'Library as Table', and 'Citation Style'. The 'Citation Style' submenu is also open, showing various styles such as 'American Psychological Association 6th edition', 'Chicago Manual of Style 17th edition', and 'Vancouver (superscript)'. The 'Journal Abbreviations...' option is selected. The 'Citation Styles' dialog box is open, showing a list of journal abbreviations. The dialog has tabs for 'Installed', 'Get More Styles', and 'Abbreviations'. The 'Filter' is set to 'Entire List'. The list shows columns for 'Journal Name' and 'Default'. The 'Cite using' dropdown is set to 'Default' and the 'Include periods' checkbox is checked.

Journal Name	Default
'Adiyat Halab	Adiyat. Halab
'Alam al-fikr	Alam. Al. Firk.
'Iraq (1977)	Iraq.
'Ulum va tiknuluzhi-i khalij-i fars	Ulum. Va Tiknuluzhii. Khaliji. Fars
1199 news. National Union of Hospital and Health ...	1199 News.
1999, Zeitschrift fur Sozialgeschichte des 20. und 21....	1999. Z. Sozial. 20. 21. Jhd.
19th century music	19th Century Music
20 century British history	20 Century Br. Hist.
21st century science & technology	21st Century Sci. Technol.
<Le > Bulletin trimestriel du planning familial	Bull. Trimest. Plan. Fam.

- Podemos seleccionar la visualización de la lista completa, o solo de los títulos que hay en nuestra biblioteca.
- La lista de títulos abreviados se visualiza en *View > Citation style > Journal abbreviations.*

Utilizar los títulos completos o abreviados



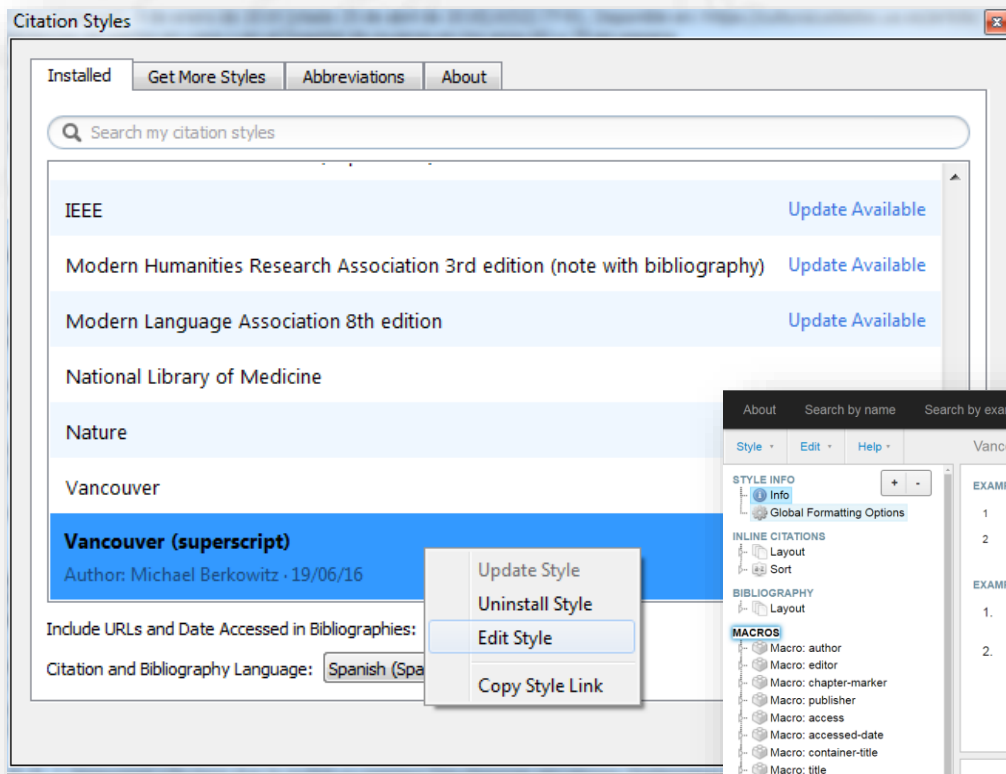
- Podemos indicar al gestor que queremos que las referencias incluyan el título completo de la revista, conservando el estilo de citación que queramos.

- También podemos crear una nueva lista, para añadir una nueva versión del título abreviado que queramos utilizar.

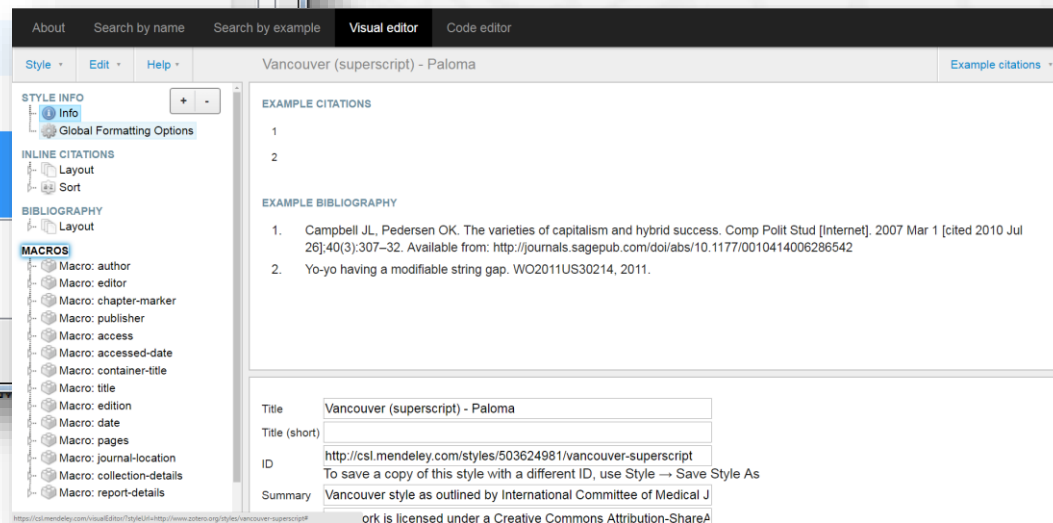
- Por otro lado, podemos hacer que los títulos abreviados aparezcan con o sin puntos.

Modificar un estilo de citación

CSL Editor Mendeley



- Para acceder al editor basta con seleccionar el estilo que queremos modificar > botón derecho > *Edit style*.

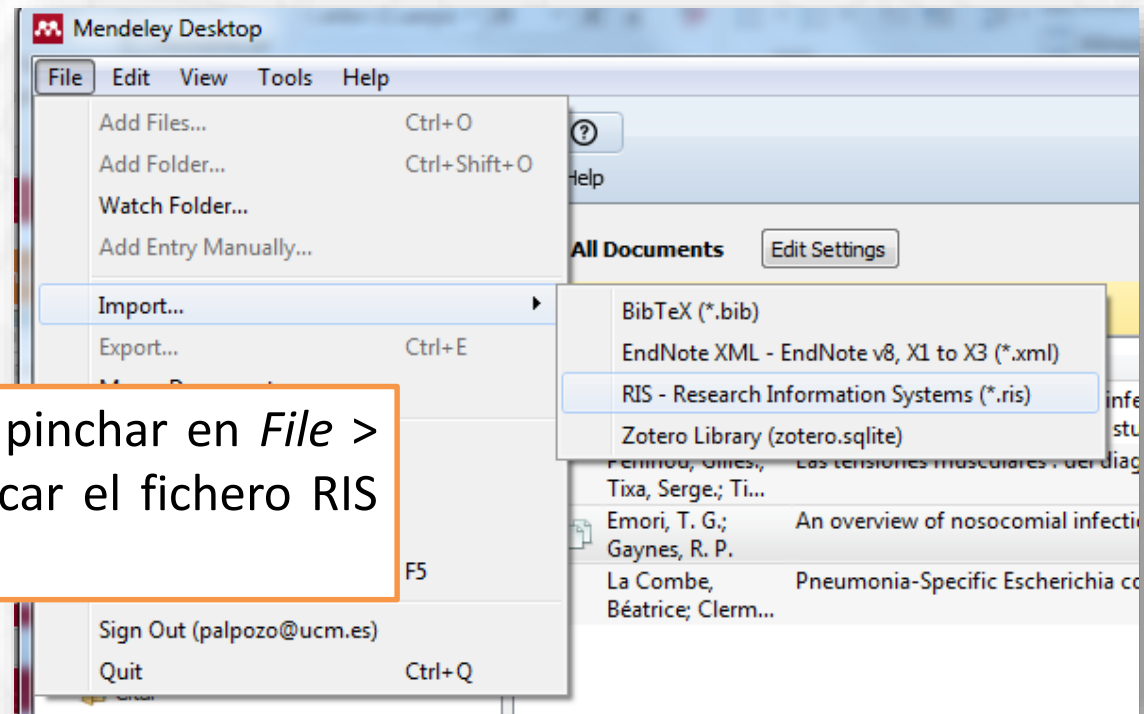


csl.mendeley.com

Exportar e Importar en RIS

Importar en RIS

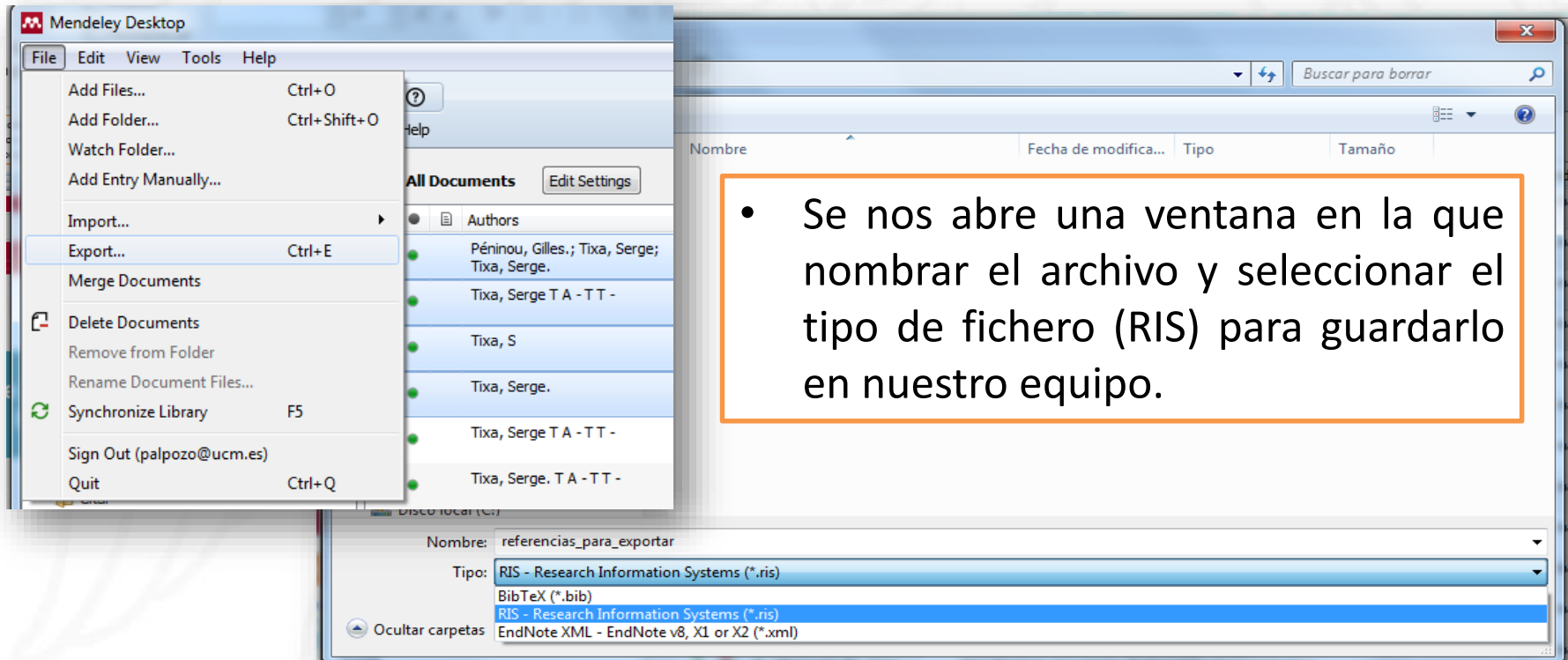
- Cualquier fichero RIS que hayamos exportado de una base de datos podemos arrastrarlo y soltarlo en nuestra biblioteca de Mendeley.



- También podemos pinchar en *File* > *Import* > *RIS* y buscar el fichero RIS en nuestro equipo.

Exportar en RIS

- Teniendo seleccionadas las referencias que queremos exportar, pinchamos en *File > Export*.



Trabajar con grupos

Grupos

- Mendeley permite crear grupos de usuarios para compartir referencias, y en algunos casos documentos.
- En algunos casos será necesario que el administrador (creador) invite al resto de participantes.
- Los grupos podrán llevar su propia imagen, descripción y URL.
- Podrán gestionarse tanto desde la versión web, como desde Mendeley Desktop.
- Debemos tener en cuenta las limitaciones en cuanto a la creación y gestión de grupos (versión gratuita).



Free Edition

Personal storage
2 GB

Shared library
100 MB

Collaborators
Up to 25

Private groups
Up to 5



Institutional

Personal storage
100 GB

Shared library
100 GB

Collaborators
Up to 100

Private groups
Unlimited

Tipos de grupos

- Los tipos de grupos que podremos crear son:
 - Públicos
 - Sólo invitados
 - Privados

Feed Library Suggest Groups

My Groups

+ Create a new group




Groups

- Clase OPT
- Grupo privado de
- Grupo publico de p
- Grupo solo invitad
- Proyecto referencias
- Pruebas para grupo compartido

Create Group...

Create new group

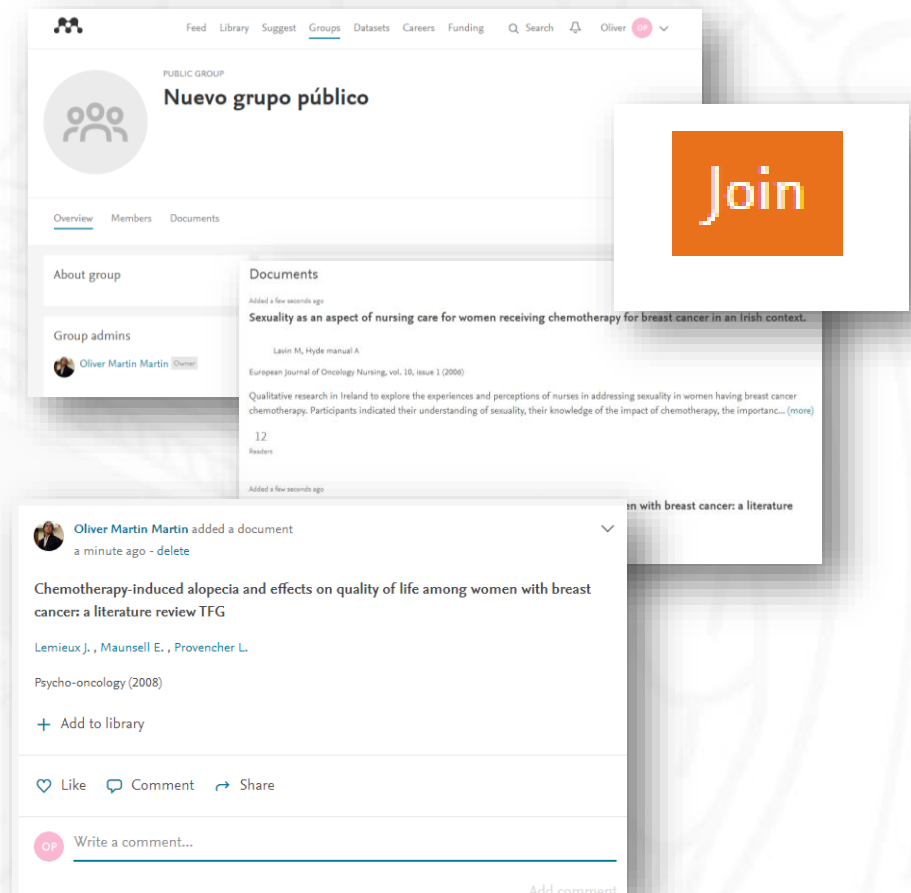
Name your group

-  Public
Open discussion and reference sharing.
-  Invite-only
Public group – but only approved members can post.
-  Private
Closed discussion and sharing of PDF files.

Create

Grupos públicos

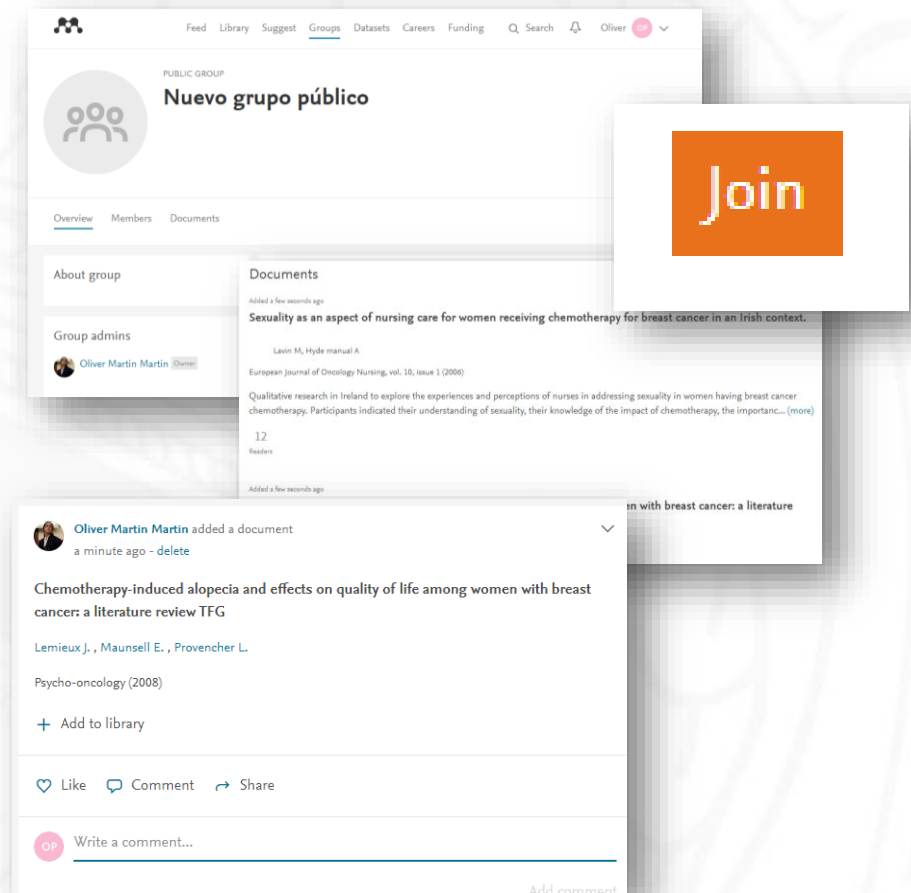
- Cualquiera con cuenta en Mendeley puede verlo y añadir referencias, comentarios...
- Podrán unirse al grupo libremente.
- No se comparte el PDF, sólo las referencias.



The screenshot displays the Mendeley web interface for a public group. At the top, there is a navigation bar with options like 'Feed', 'Library', 'Suggest', 'Groups', 'Datasets', 'Careers', and 'Funding'. The main header area shows 'PUBLIC GROUP' and 'Nuevo grupo público'. A prominent orange 'Join' button is overlaid on the right side. Below the header, there are tabs for 'Overview', 'Members', and 'Documents'. The 'Documents' section lists several references, including 'Sexuality as an aspect of nursing care for women receiving chemotherapy for breast cancer in an Irish context.' and 'Chemotherapy-induced alopecia and effects on quality of life among women with breast cancer: a literature review TFG'. A user profile for 'Oliver Martin Martin' is visible as the group admin. At the bottom, there is a comment section with a 'Write a comment...' input field.

Grupos sólo invitados

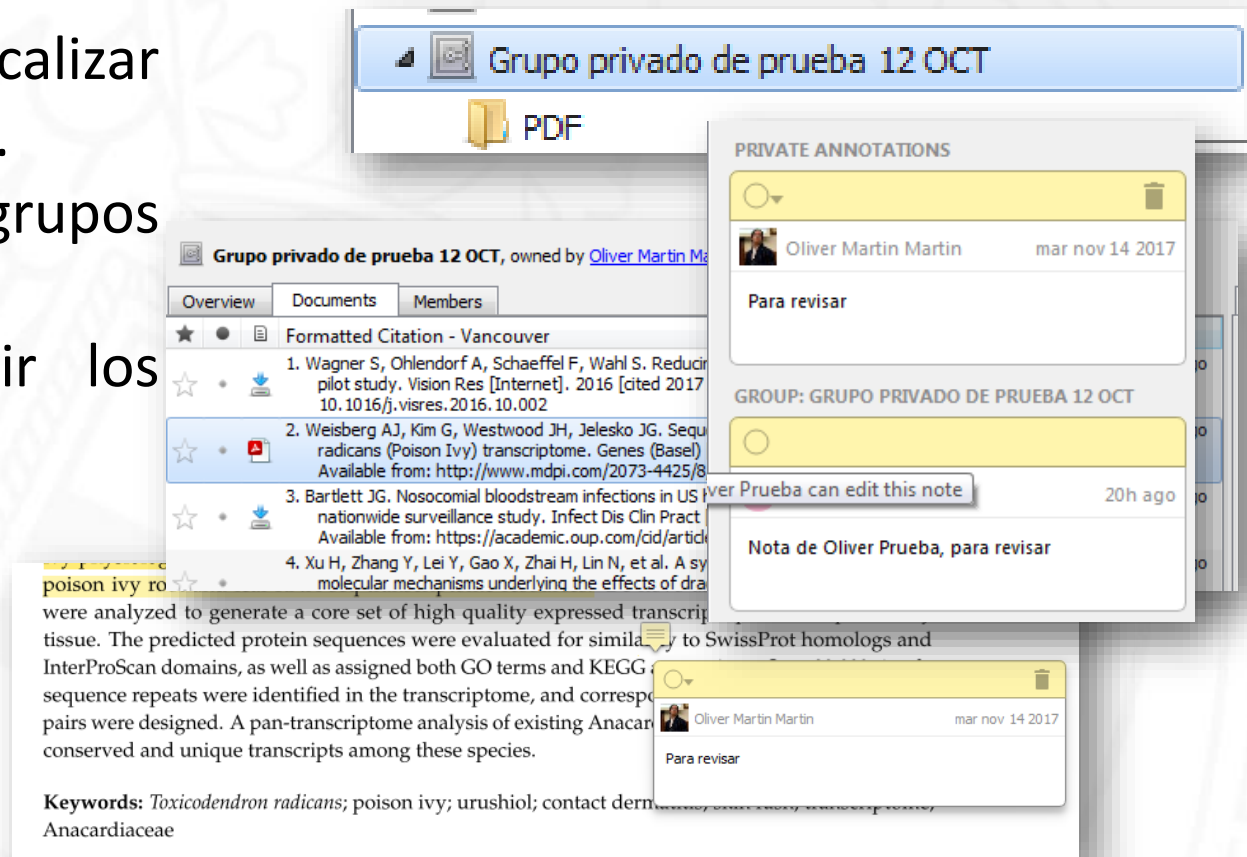
- Sólo los invitados pueden añadir referencias, comentarios...
- Los invitados deberán unirse al grupo.
- No se comparte el PDF, sólo las referencias.
- Se puede ser seguidor de un grupo sin ser invitado, pero solo permite visualizar no compartir.



The screenshot shows a public group page titled "Nuevo grupo público". The page includes a navigation bar with options like "Feed", "Library", "Suggest", "Groups", "Datasets", "Careers", and "Funding". A "Join" button is prominently displayed in an orange box. The main content area shows "About group" information, "Group admins" (Oliver Martin Martin), and a list of "Documents". One document is highlighted: "Sexuality as an aspect of nursing care for women receiving chemotherapy for breast cancer in an Irish context." Below this, a notification shows "Oliver Martin Martin added a document" with the title "Chemotherapy-induced alopecia and effects on quality of life among women with breast cancer: a literature review TFG" by Lemieux J., Maunsell E., and Provencher L. The document is from "Psycho-oncology (2008)" and has an "Add to library" button. Interaction options like "Like", "Comment", and "Share" are visible at the bottom.

Grupos privados

- No se pueden localizar en Mendeley web.
- Pensados para grupos reducidos.
- Permite compartir los PDF.
- Anotaciones y subrayados colaborativos entre los miembros del grupo.



The screenshot displays a Mendeley Private Group interface. At the top, a blue header bar reads "Grupo privado de prueba 12 OCT". Below this, a yellow folder icon is labeled "PDF". The main content area is titled "Grupo privado de prueba 12 OCT, owned by Oliver Martin Martin" and has tabs for "Overview", "Documents", and "Members". Under the "Documents" tab, a list of four references is shown:

1. Wagner S, Ohlendorf A, Schaeffel F, Wahl S. Reducing the number of samples in a pilot study. *Vision Res* [Internet]. 2016 [cited 2017 Oct 10];1016:1-10. doi:10.1016/j.visres.2016.10.002
2. Weisberg AJ, Kim G, Westwood JH, Jelesko JG. Sequencing of the transcriptome of *Toxicodendron radicans* (Poison Ivy). *Genes (Basel)*. 2017;8(10):1-10. doi:10.3390/genes8101002. Available from: <http://www.mdpi.com/2073-4425/8/10/1002>
3. Bartlett JG. Nosocomial bloodstream infections in US hospitals: results of a nationwide surveillance study. *Infect Dis Clin Pract*. 2000;8(1):1-10. Available from: <https://academic.oup.com/cid/article/30/1/1-10>
4. Xu H, Zhang Y, Lei Y, Gao X, Zhai H, Lin N, et al. A systematic analysis of the molecular mechanisms underlying the effects of dracunculid parasites on the host. *PLoS One*. 2017;12(10):1-10. doi:10.1371/journal.pone.0181002

Below the list, a snippet of text is visible: "poison ivy ro... were analyzed to generate a core set of high quality expressed transcript sequences. The predicted protein sequences were evaluated for similarity to SwissProt homologs and InterProScan domains, as well as assigned both GO terms and KEGG pathway terms. Sequence repeats were identified in the transcriptome, and corresponding orthologous pairs were designed. A pan-transcriptome analysis of existing Anacardiaceae conserved and unique transcripts among these species."

At the bottom, the "Keywords" section reads: "Keywords: *Toxicodendron radicans*; poison ivy; urushiol; contact dermatitis; Anacardiaceae".

On the right side, a "PRIVATE ANNOTATIONS" panel is open, showing a note by "Oliver Martin Martin" dated "mar nov 14 2017". The note content is "Para revisar". Below this, a group header reads "GROUP: GRUPO PRIVADO DE PRUEBA 12 OCT". Another note is visible, dated "20h ago", with the content "Nota de Oliver Prueba, para revisar". A tooltip indicates "Oliver Prueba can edit this note".

Trabajar con grupos privados

The screenshot shows a web interface for a private group named "Prueba Grupo Privado 1". The top navigation bar includes "Feed", "Library", "Suggest", "Groups", "Datasets", "Careers", and "Funding". The group page has a header with a group icon, the name "Prueba Grupo Privado 1", and an "Invite members" button. Below the header are tabs for "Overview", "Members", "Documents", and "Settings". The main content area is divided into two columns. The left column contains "About group", "Group admins" (listing Paloma del Pozo as the owner), and "Explore members". The right column features a post creation area with "Attach documents" and "Attach images" options, a text input field, and a "Post" button. Below the creation area is a post by Oliver Martin Martin, titled "Prevalence of color blindness among school children in three primary schools of Gish -Abay town district, Amhara regional state, north-west Ethiopia", with a "Got a question?" button. A notification panel on the right side of the page displays three notifications: "Oliver Martin Martin liked your post - 2 hours ago", "Oliver Martin Martin commented on your post - 2 hours ago", and "Oliver Martin Martin has joined Prueba Grupo Privado 1 - 3 hours ago".

- En la versión web podemos ver las interacciones del grupo en forma de post y notificaciones.



A pesar de trabajar con la bibliografía a través de cualquier gestor o herramienta, **siempre deberemos realizar una revisión posterior** de cada referencia para comprobar su exactitud y veracidad.

Para más información o consultas:

Biblioteca de Enfermería,
Fisioterapia y Podología:
biblioteca.ucm.es/enf



The screenshot shows the website interface for the Biblioteca de la Facultad de Enfermería at Universidad Complutense Madrid. The header includes the university logo and name, and the page title is 'Biblioteca de la Facultad de Enfermería'. Below the header, there are navigation tabs: 'Buscar más', 'Servicios', 'Bibliotecas', 'Conócenos', and 'Ayuda'. The main content area features a search bar for 'Catálogo Cisne' with a 'Buscar' button and a link to 'Búsqueda avanzada'. Below the search bar, there is a list of services: 'Libros, revistas, tesis, bases de datos, materiales audiovisuales etc., suscritos o localizados en la UCM y la AECID, con acceso a renovaciones, reservas, listas personales, etc.'. On the right side, there are several icons and links: 'Mi Cuenta', 'Horarios', 'Conócenos', 'Fuentes de Información', 'Cursos de formación', and 'Depósito de TFG y TFM'. At the bottom right, there are two buttons: 'Guía de Estilo Vancouver' and 'Calendario de formación'. A chat box is visible at the bottom right with the text '¿Tienes dudas?' and 'Chat'. A banner at the bottom of the screenshot promotes a 'Próximo seminario: Mendeley Avanzado'.



Gracias por vuestra atención